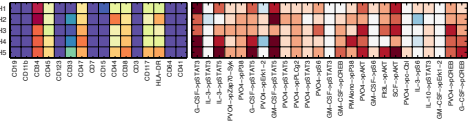


A


Progenitors:

HMC9
HSPC




B cells:

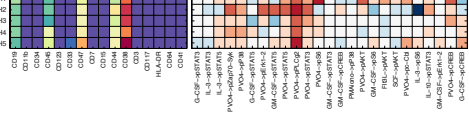
HMC13
Immature B cell



HMC4
Mature B cell

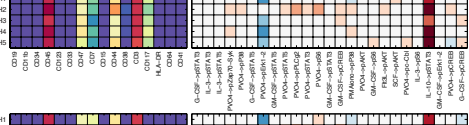


HMC16
Plasma B cell

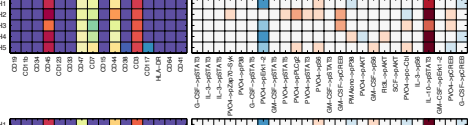


T cells:

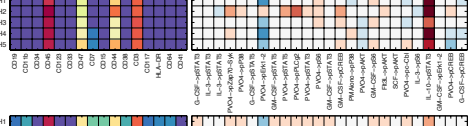
HMC19
T cell
(CD117 mid)



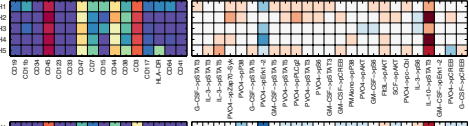
HMC2
T cell
(CD7 hi)



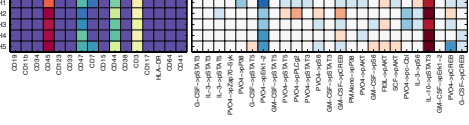
HMC5
T cell
(CD7 lo)



HMC3
T cell
(CD38 hi)

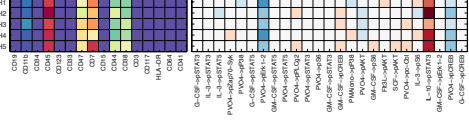


HMC11
T cell
(CD3 lo)



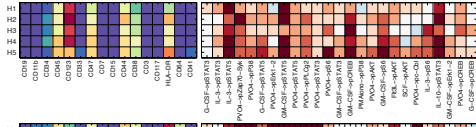
NK cells:

HMC6
NK

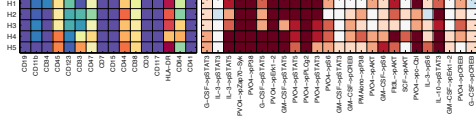


Dendritic cells:

HMC15
Plasmacytoid DC




HMC20
Myeloid DC




Monocytic cells:

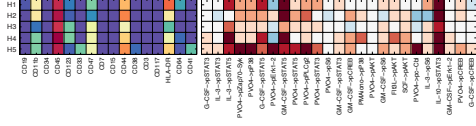
HMC1
Monocyte
(CD44 hi)



HMC14
Monocyte
(CD44 lo)

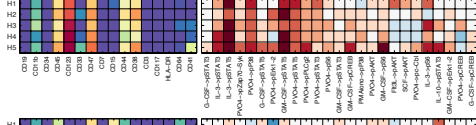


HMC12
Other myeloid
(HLA-DR+ CD64-)

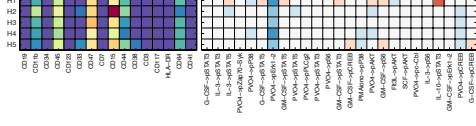


Granulocytic cells:

HMC10
Basophil




HMC17
Neutrophil




Anucleate cells:

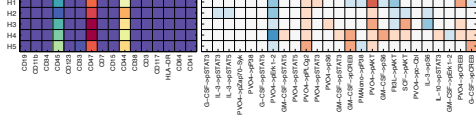
HMC18
Proerythroblast



HMC8
Platelet/RBC/Debris



HMC7
Unclassified



B

Quantification of CD34+CD45mid events

Parent gate: CD3- CD19- events

